

DEALER NO:

PLEASE FAX ORDERS TO 800-255-1583

DATE	<input type="text"/>
SHIP VIA	<input type="text"/>

DEALER NAME	<input type="text"/>	JOB NAME	<input type="text"/>
ADDRESS	<input type="text"/>	P.O. NO	<input type="text"/>
CITY, STATE, ZIP	<input type="text"/>	REQ'D DATE	<input type="text"/>
PHONE	<input type="text"/>	FAX	<input type="text"/>

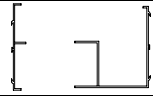
ROOF DIMENSIONS & THICKNESS


PROJECTION	<input type="text"/>		
WIDTH **	<input type="text"/>		
FINISH	STUCCO	CEDAR	RIBBED YES / NO

** PANELS ARE 4' AND 2' ONLY

THICKNESS	3"	4"	6"
DENSITY	1 LB	2 LB	
ALUM SKIN	0.024	0.032	

PERIMETER STYLE

GUTTER ON FRONT WITH SIDE FASCIA		COLOR
	3" 4" 6"	<input type="text"/>

DRIP EDGE FASCIA FRONT AND SIDES		COLOR
	3" 4" 6"	<input type="text"/>

PANEL COLOR

TOP	BOTTOM
WHITE	WHITE
ALMOND	ALMOND
IVORY	IVORY
CLAY	CLAY
BRONZE **	BRONZE **


** NO WARRANTY ON BRONZE

PERIMETER COLOR

3"	4"	6"
WHITE	WHITE	WHITE
ALMOND	ALMOND	ALMOND
IVORY	CLAY	BRONZE
CLAY	BRONZE	CLAY
BRONZE		

6" GUTTER AVAIL IN WHITE ONLY
4" CLAY AVAIL W/ DRIP EDGE ONLY

DIAGRAM OF ROOF SYSTEM



MATERIAL LIST

ITEM NO	DESCRIPTION	THICK	LENGTH	QTY	COLOR
75XX	ROOF PANEL				
75XX	ROOF PANEL				
75XX	ROOF PANEL				
7524	24' THERMAL WALL CHANNEL		24'		
7524-12	12' THERMAL WALL CHANNEL		12'		
7562	24' INSULATED ROOF GUTTER		24'		
7562-12	12' INSULATED ROOF GUTTER		12'		
7500	GUTTER SPLICE		1'		
7572	25' INSULATED ROOF SIDE FASCIA		25'		
7572-12	12'-6" INSULATED ROOF SIDE FASCIA		12'-6"		
7552	25' DRIP EDGE FASCIA		25'		
324A00	#14 SELF-TAPPING ROOF SCREW		4", 5", 8"		
32500	1" FENDER WASHER		-		
37500	PEAL-N-SEAL TAPE 33' ROLL		33'		
75SKYLITE	24" x 48" SKYLITE		2x4		