

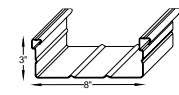
Order Date: _____ Required Date: _____ Job Name/PO #: _____

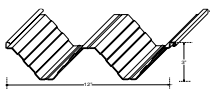
Dealer Name: _____ Phone: () _____ Ship To: _____

1) SIZE OF COVER:
 Projection= _____ Width= _____

Office Use Only

2) TYPE OF PANS:

8" FLAT PAN 

12" W PAN 

3) GAUGE & COLOR OF PANS:

GAUGE:		024	032	040
COLOR →	WHITE	WHITE	WHITE	
	COL WHT	COL WHT	COL WHT	
	CLAY	---	CLAY	
	BROWN	WHITE OAK	WHITE OAK	
	BRONZE*	CLAY OAK	CLAY OAK	

*BRZ IS STUCCO EMB - ALL OTHER COLORS HAVE WHITE ON BACK

PAN COLOR IS ON:

TOP

BOTTOM

circle one

4) SKYLITES?: YES _____ NO _____ TRANSLUCENT WHITE ONLY

5) PERIMETER STYLE: **EXTRUDED ULTRA 700 SERIES**

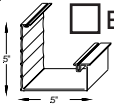
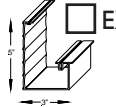
EXTRUDED PERIMETER: COLOR & STYLE

5a) COLOR: WHT BRN BRZ CLAY

5b) STYLE: EXT "J" HANGING RAIL
 EXT GUTTER FRONT & BACK
 EXT GUTTER ALL 4 SIDES (3X5 GUTTER ONLY)

5c) GUTTER: EXT 5x5 EXT 3x5

5x5 AVAILABLE IN WHITE, CLAY, OR BROWN

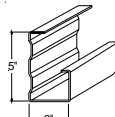



5) PERIMETER STYLE: **ROLL FORMED Suburb-A-Port Series**

ROLL FORMED PERIMETER: COLOR & STYLE

5a) COLOR: WHT COLONIAL WHITE

5b) STYLE: RF "G" HANGING RAIL
 RF GUTTER FRONT & BACK
 RF GUTTER ALL 4 SIDES



Suburb-A-Port
 ROLL FORMED COVERS OFFERED IN .050 3x5 GUTTER ONLY

4) STRIPES?: YES _____ NO _____

1" stripes available on ULTRA 700 Series only. Stripes are factory installed on all covers except full perimeter style and covers where width exceeds 24'.

BLACK _____ BROWN _____ DARK GREEN _____ LIGHT GREEN _____ IVORY _____ TAN _____ RED _____

TERRA COTTA _____ WEDGEWOOD BLUE _____ DARK BLUE _____ CREAM _____ YELLOW _____ WHITE _____

4) BEAMS - POSTS - SPOUTS

BEAMS	SIZE	QTY	COLOR	POSTS	SIZE	QTY	COLOR
3x4 "I" BEAM				3" FLUTED ALUMINUM			
3x7 "I" BEAM				3" 11 GA STEEL			
2½ x10 "C" BEAM				2" SQUARE ALUMINUM			
1½" SETBACK BEAM				1½" SQUARE ALUMINUM			
2" SETBACK BEAM				1½" FLAT COLUMN			
3" SETBACK BEAM				1½" CORNER COLUMN			
SPOUT KIT				POST BASES			
OTHER							

SPECIAL INSTRUCTIONS: